

POLARIS *GENERAL*[®]

WORK AND PLAY



2023



POLARIS GENERAL

The benchmark for off-road recreational vehicle performance, only Polaris delivers the ultimate combination of power, suspension, agility, comfort and customisation. Fueled by relentless innovation, Polaris recreational models dominate every type of off-road terrain. Don't underestimate the Polaris General either as this model is a crossover for work and play.





CHOOSE YOUR WORK AND PLAY MODELS

**GENERAL 1000
SPORT - 60"**



**GENERAL XP 1000
SPORT - 64"**



**GENERAL XP 4 1000
SPORT - 64"**



WORK AND PLAY

Only Polaris delivers the ultimate combination of power, suspension, agility, comfort and customisation. Fueled by relentless innovation, Polaris recreational models dominate every type of off-road terrain.



WORK AND PLAY

2023 MODEL LINE UP




GENERAL[®] 1000 SPORT - 60"



100 HP



ON DEMAND
TRUE ALL-WHEEL-
DRIVE (AWD)



ZF SACHS TWIN
TUBE SHOCKS



27" x 9.0" - 12"
TYRES



ELECTRONIC
FUEL INJECTION



SEATS 2

GENERAL[®] XP 1000 SPORT - 64"



100 HP



ON DEMAND
TRUE ALL-WHEEL-
DRIVE (AWD)



WALKER EVANS
VELOCITY SERIES
SHOCKS



POLARIS HD
4500 LB WINCH



ELECTRONIC
FUEL INJECTION



30" x 10.0" - 15"
TYRES

GENERAL[®] XP 4 1000 SPORT - 64"



100 HP



ON DEMAND
TRUE ALL-WHEEL-
DRIVE (AWD)



WALKER EVANS
VELOCITY SERIES
SHOCKS



13.5" GROUND
CLEARANCE



POLARIS HD
4500 LB WINCH



ELECTRONIC
FUEL INJECTION



SEATS 4



30" x 10.0" - 15"
TYRES

POLARIS

GENUINE PARTS & ACCESSORIES

"GET MORE DONE"

LOCK & RIDE®

Quick and easy fit and remove
with no tools required.



- | | |
|---------------------------------------------------|------------------------------------|
| 1. Poly sports roof #2883780 | 8. Bed Extender #2881547 |
| 2. Tip-out glass front screen #2881108 | 9. Headache rack #2882144 |
| 3. Rear glass panel #2881113 | 10. Front hood rack #2882149 |
| 4. Pro armor 40" LED single light-bar #2882763 | 11. Stronghold gun mount #2883970 |
| 5. Full doors with folding glass windows #2883717 | 12. Kick-out rock sliders #2881101 |
| 6. Heater Kit #2881316 | 13. Canvas seat covers #AUST500 |
| 7. Bumper Rear #2884345 | 14. Fender flares #2884220 |

FOR YOUR COMFORT,
SAFETY & PROTECTION



Mark Larkham talks
about Polaris Genuine
Accessories .



BRING IT ALL. BRING IT ON.

From opposite sides of the globe, the most capable machines in the off-road world meet a trusted outdoor adventure brand to deliver industry-exclusive, purpose-built roof racks, bed racks and accessories to help Polaris GENERAL users have more fun and get more done. Increase storage capacity so you can go where you want with everything you need, organized to succeed.



GENERAL



BED RACK

Rhino-Rack's® rust-proof storage system allows you to mount to the bed of your vehicle for maximum storage. Mounts are included.

ADD ACCESSORIES

Pack more into your adventure ahead with a broad range of superior-quality Rhino-Rack® accessories.

READY TO RIDE!


Whether you're on the trail of work or play, Polaris and Rhino-Rack® will help you stay prepared for whatever the day may bring.

USING YOUR SxS VEHICLE SAFELY

A message from Polaris about how to use your SxS vehicle safely.

Polaris has engineered the most capable utility and recreational off-road vehicles packed with safety technology such as Engineered Roll Over Protection (ROPS) Roll Cages, Active Decent Control (ADC), True On Demand All Wheel Drive and more. However when operating a side by side vehicle off-road, the Driver/User and passengers must ensure that they operate the vehicle safely. Here are a few Tips and Hints on how to enjoy your Side by side vehicle safely.

TIPS



Always wear a seat belt. Most injuries occur from passengers or limbs being ejected from the vehicle during an accident. Seat belts are your best friend.



An appropriate helmet is recommended for all occupants (Driver & Passengers). The more passengers in a vehicle, the more likelihood of "head to head" impacts.



- Be aware of HIGH RISK situations such as sloping and hilly Terrain.
- Slow is best when navigating hilly or obstructed terrain.
- In these higher risk situations always use LOW RANGE.




- Overloading – Your Polaris is designed to carry a certain maximum load (which varies from model to model). Never exceed the maximum load and remember a loaded vehicle may handle and respond differently to an empty vehicle.



- Be aware of your vehicle condition. In particular it is a good habit throughout your driving day to visually check that your tyres are correctly inflated and you have not picked up a puncture or have a partially inflated tyre. Correct tyre pressures are important for traction and handling.


**ALWAYS WEAR A HELMET, SEAT BELT AND
USE SAFETY NETS OR DOORS
FOR PROTECTION**



Helmet



Seat Belt



Safety Nets



Doors



TRUE ON-DEMAND AWD

Polaris' fast-engaging, True On-Demand AWD is a cut above the rest. Get the traction you need, when you need it, for rough terrain.



VEHICLES ENGINEERED WITH SAFETY IN MIND

Polaris SxS vehicles are designed with safety in mind. The youth models are equipped with a Full Protective Cage and all Adult models with a Certified Roll Over Protection System (ROPS), seat belts or harnesses, and doors or nets with full door systems available.





WORK AND PLAY


SPECIFICATIONS



		GENERAL 1000 SPORT	GENERAL XP 1000 SPORT	GENERAL XP 4 1000 SPORT
ENGINE	Engine Type	ProStar 1000; 4-Stroke DOHC Twin Cylinder	ProStar 1000; 4-Stroke DOHC Twin Cylinder	ProStar 1000; 4-Stroke DOHC Twin Cylinder
	Displacement	999 cc	999 cc	999 cc
	Fuel System / Battery	Electronic Fuel Injection	Electronic Fuel Injection	Electronic Fuel Injection
	Cooling	Liquid	Liquid	Liquid
DRIVETRAIN	Transmission/ Final Drive	Automatic PVT P/R/N/L/H	Automatic PVT P/R/N/L/H	Automatic PVT P/R/N/L/H
	Drive System	On-Demand True AWD/2WD/VersaTrac Turf Mode	On-Demand True AWD/2WD/VersaTrac Turf Mode	On-Demand True AWD/2WD/VersaTrac Turf Mode
SUSPENSION	Engine Braking System / Active Descent Control	EDA: Engine Deceleration Assist / N.A.	EDA: Engine Deceleration Assist/ N.A.	EDA: Engine Deceleration Assist / N.A.
	Front Suspension	Dual A-Arm with Stabilizer Bar 31.1 cm Travel	Long Travel, High Clearance Dual A-Arm with Stabilizer Bar, 35.6 cm Travel	Long Travel, High Clearance Dual A-Arm with Stabilizer Bar, 35.6 cm Travel
BRAKES	Rear Suspension	Dual Arm IRS with Stabilizer Bar 33.5 cm Travel	Long Travel, High Clearance Dual Arm IRS with Stabilizer Bar, 35.6 Travel	Long Travel, High Clearance Dual Arm IRS with Stabilizer Bar, 35.6 Travel
	Front/Rear Brakes	4-Wheel Hydraulic Disc with Dual-Bore Front and Rear Calipers	4-Wheel Hydraulic Disc with Dual-Bore Front and Rear Calipers	4-Wheel Hydraulic Disc with Dual-Bore Front and Rear Calipers
TYRES AND WHEELS	Parking Brake	Park in Transmission	Park in Transmission	Park in Transmission
	Front Tyres	27x9.00R12 NHS; CST Clincher	30 x 10-15; Pro Armor Crawler XGF or ITP Ultra Cross® R Spec	30 x 10-15; Pro Armor Crawler XGF or ITP Ultra Cross® R Spec
DIMENSIONS / CAPACITIES	Rear Tyres	27x11.00R12 NHS; CST Clincher	30 x 10-15; Pro Armor Crawler XG or ITP Ultra Cross® R Spec	30 x 10-15; Pro Armor Crawler XG or ITP Ultra Cross® R Spec
	Wheels	12" Aluminum	15" Aluminum	15" Aluminum
	Wheelbase	206 cm	211 cm	292 cm
	Dry Weight	645 kg	750 kg	885 kg
	Overall Vehicle Size (L x W x H)	295.6 x 158.7 x 187.4 cm	300.2 x 162.5 x 194.3 cm	381.5 x 162.5 x 195.1 cm
	Ground Clearance	30.5 cm	34.3 cm	34.3 cm
	Seating Capacity	2	2	4
	Fuel Capacity	35.9 L	35.9 L	35.9 L
	Bed Box Dimensions (L x W x H)	69.8 x 109 x 29.5 cm	69.8 x 109 x 29.5 cm	69.8 x 109 x 29.5 cm
	Front/Rear Rack or Box Capacity	N.A. / 272 kg Rear Dumping Box	N.A. / 272 kg Rear Dumping Box	N.A. / 272 kg Rear Dumping Box
FEATURES	Payload Capacity	499 kg	499 kg	580 kg
	Hitch Towing Rating	680 kg	680 kg	680 kg
	Hitch Type	Standard/5.08 cm Receiver	Standard/5.08 cm Receiver	Standard/5.08 cm Receiver
	Cargo System/Cab	Lock & Ride®	Lock & Ride®	Lock & Ride®
	Lighting	55W Low / 60W High, LED Taillights	LED Headlight w/ Accent & LED Taillights	LED Headlight w/ Accent & LED Taillights
	Electronic Power Steering	Standard	High Output EPS	High Output EPS
	Instrumentation	Dual-sweep Analog Dials w/ 4" LCD Rider Information Center: User Selectable Blue/Red Backlighting & Brightness, Programmable Service Intervals, Speedometer, Tachometer, Odometer, Tripmeter, Clock, Hour Meter, Gear Indicator, Fuel Gauge, Coolant Temperature, Voltmeter, Service Indicator and Codes, Seat Belt Reminder Light, Gear Indicator, DC Outlet	Dual-sweep Analog Dials w/ 4" LCD Rider Information Center: User Selectable Blue/Red Backlighting & Brightness, Programmable Service Intervals, Speedometer, Tachometer, Odometer, Tripmeter, Clock, Hour Meter, Gear Indicator, Fuel Gauge, Coolant Temperature, Voltmeter, Service Indicator and Codes, Seat Belt Reminder Light, Gear Indicator, DC Outlet	Dual-sweep Analog Dials w/ 4" LCD Rider Information Center: User Selectable Blue/Red Backlighting & Brightness, Programmable Service Intervals, Speedometer, Tachometer, Odometer, Tripmeter, Clock, Hour Meter, Gear Indicator, Fuel Gauge, Coolant Temperature, Voltmeter, Service Indicator and Codes, Seat Belt Reminder Light, Gear Indicator, DC Outlet
	Other Standard Features	N.A	POLARIS HD 4500 LB Winch w/ Synthetic Rope, Aluminum Fairlead & Rubber Isolator Sport Low Profile Front Bumper ProFit Sport Roof	POLARIS HD 4500 LB Winch w/ Synthetic Rope, Aluminum Fairlead & Rubber Isolator Sport Low Profile Front Bumper ProFit Sport Roof
Colours		White Lightning	Ghost Gray	Ghost Gray

*Specifications subject to change

POLARIS *GENERAL*



POLARIS

Think Outside

www.polarisnewzealand.com

 [/polarisorv_nz](https://www.instagram.com/polarisorv_nz)

 [/PolarisNZ](https://www.facebook.com/PolarisNZ)

Polaris reserves the right to withdraw any product from sale or change specifications and pricing without notice. Confirm model specifications and availability with your Polaris Dealer prior to ordering. The Polaris range is not intended for and may not be registered for on-road use. All competitive comparisons are based on published manufacturer specifications available at December 2022 unless otherwise specified. See other manufacturers for latest specifications. All photography taken with professional riders and drivers. For your safety, always operate Polaris products as instructed in the product manual and on warning labels. Never carry passengers on any product not designed for such use. Preserve your future riding opportunities by showing respect for the environment, local laws and the rights of others. Avoid excessive speeds and be particularly careful on difficult terrain. ©Polaris New Zealand Pty Ltd. Registered Office:

3 Echelon Place East Tamaki 1616. Printed December 2022